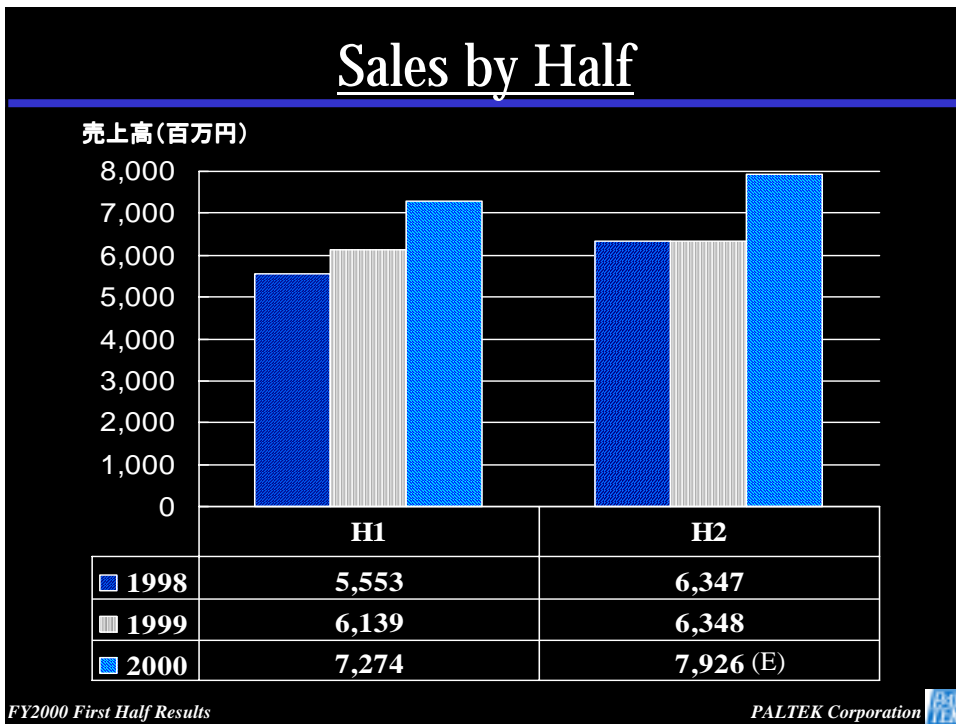


ATTACHMENTS
As of August 11, 2000



PALTEK CORPORATION

JASDAQ: 7587



Employees

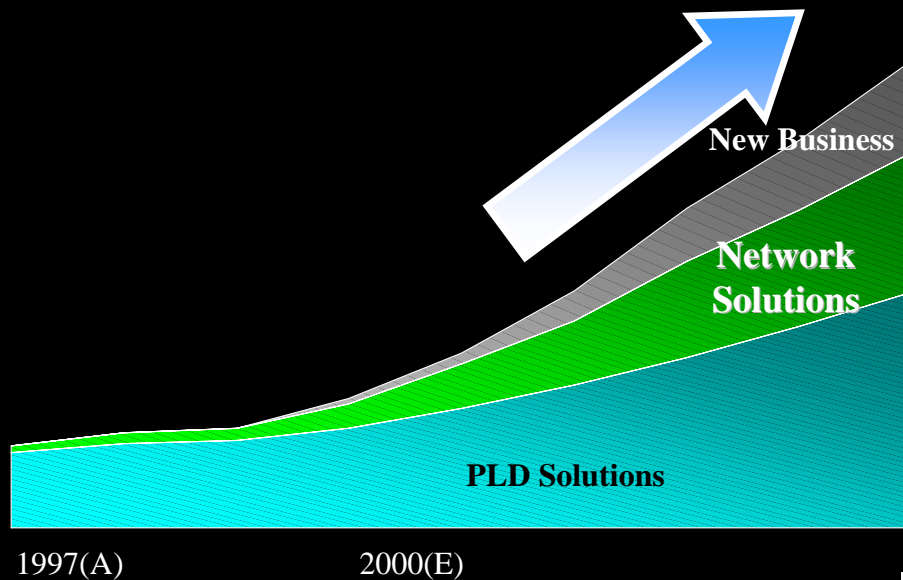
- Fiscal Year End December 31, 1999: 163
- As of June 30, 2000: 181
- Fiscal Year End 2000, Estimate: 185

FY2000 First Half Results

PALTEK Corporation



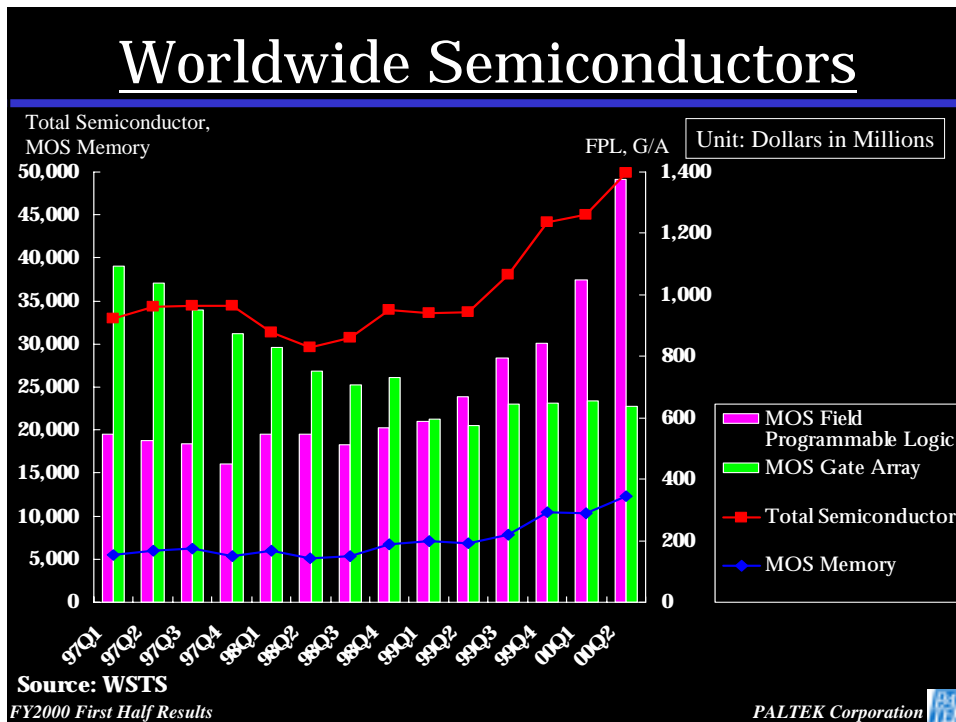
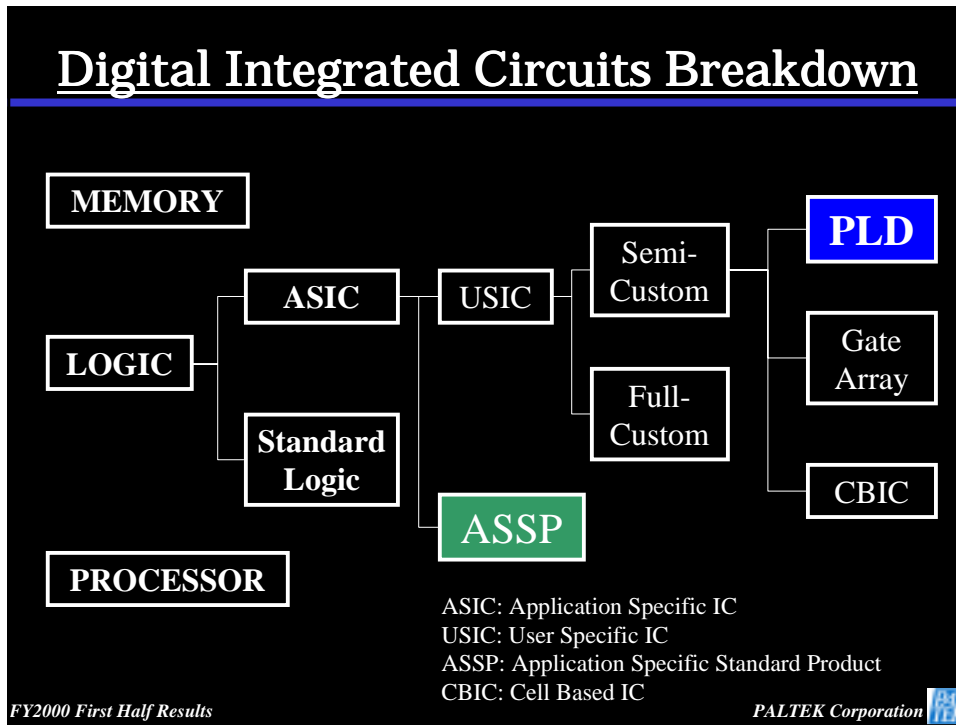
Future Growth/Revenue Plan

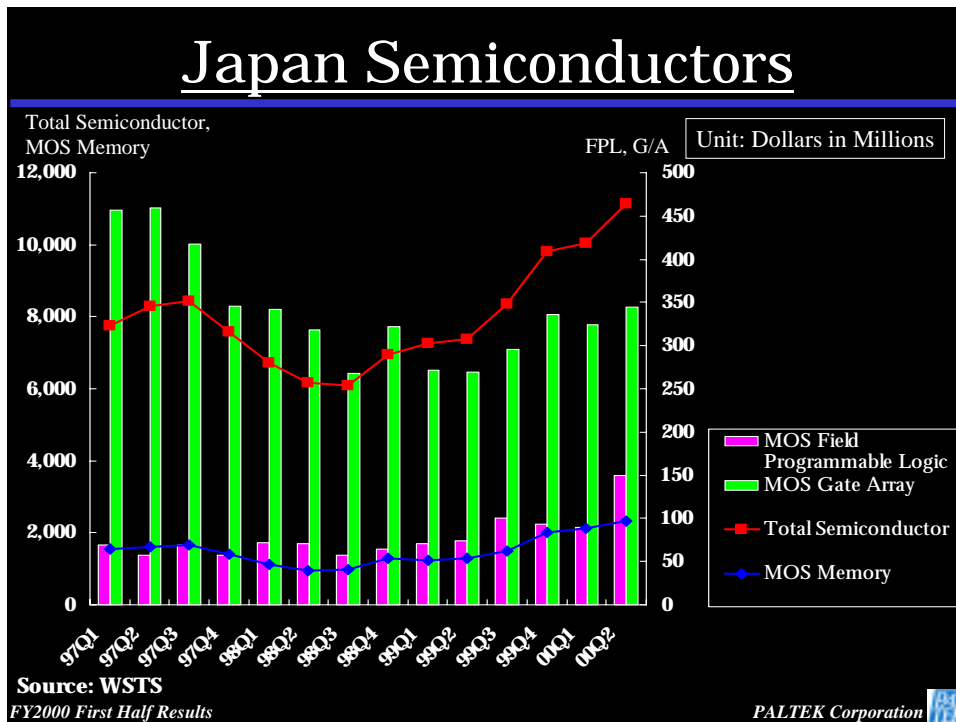
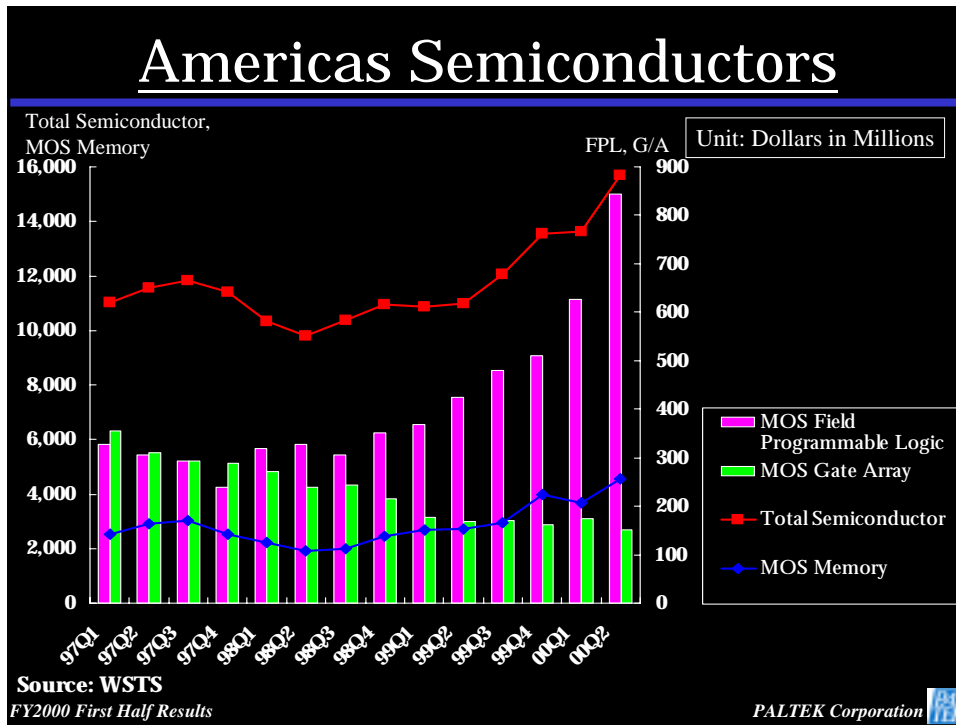


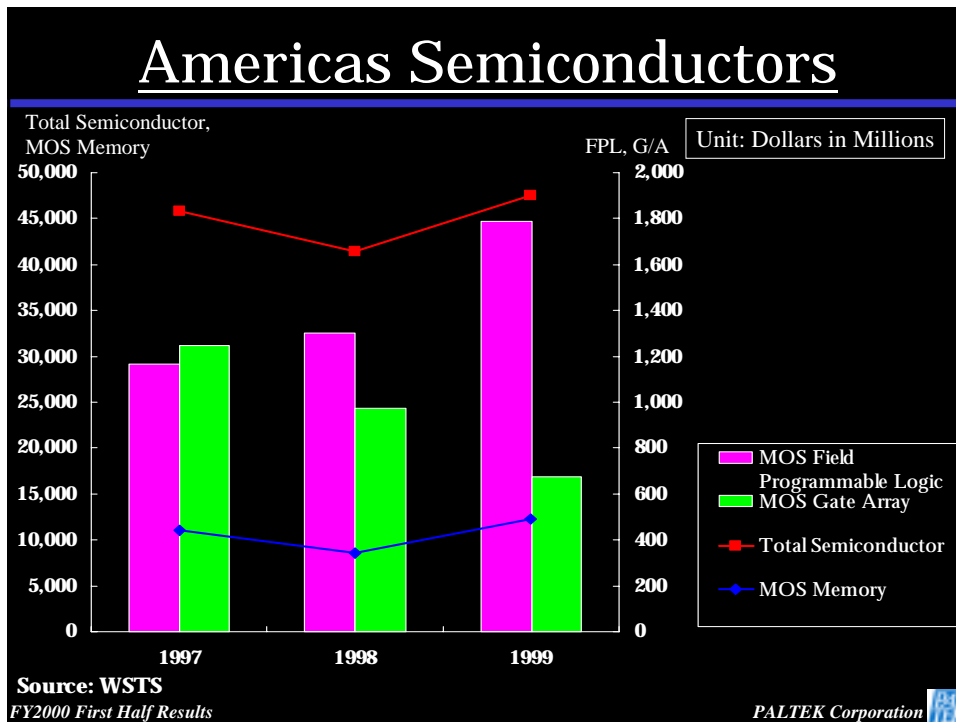
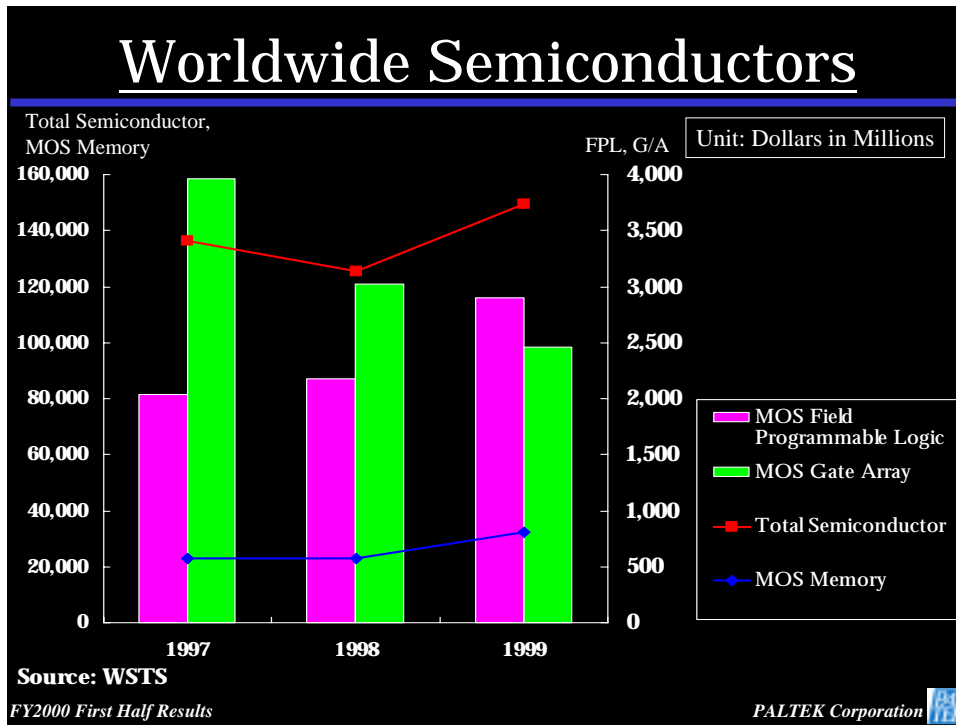
FY2000 First Half Results

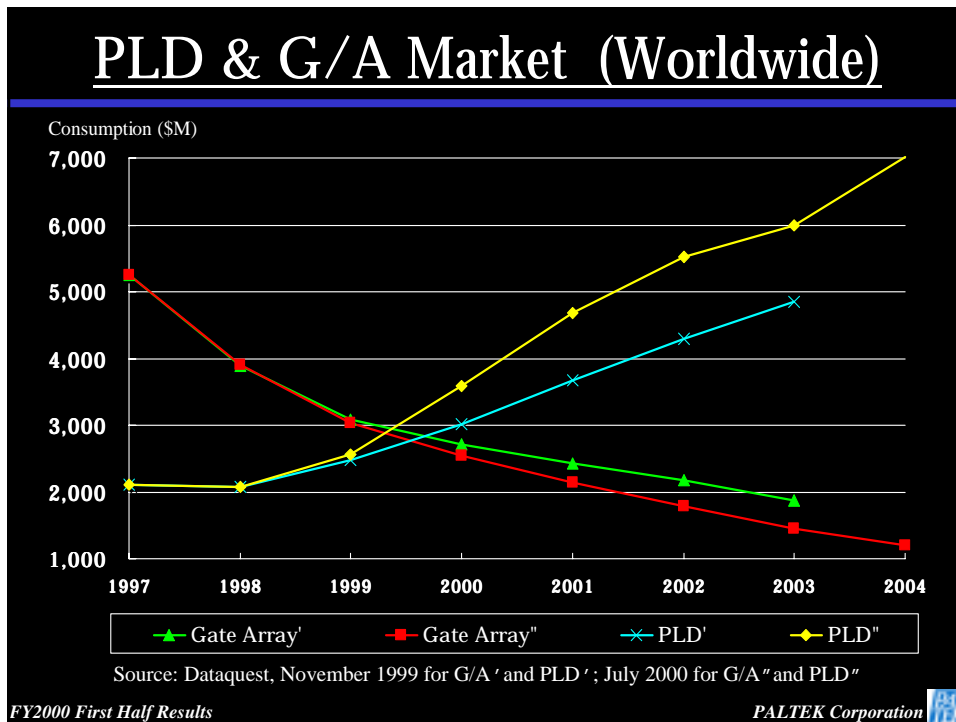
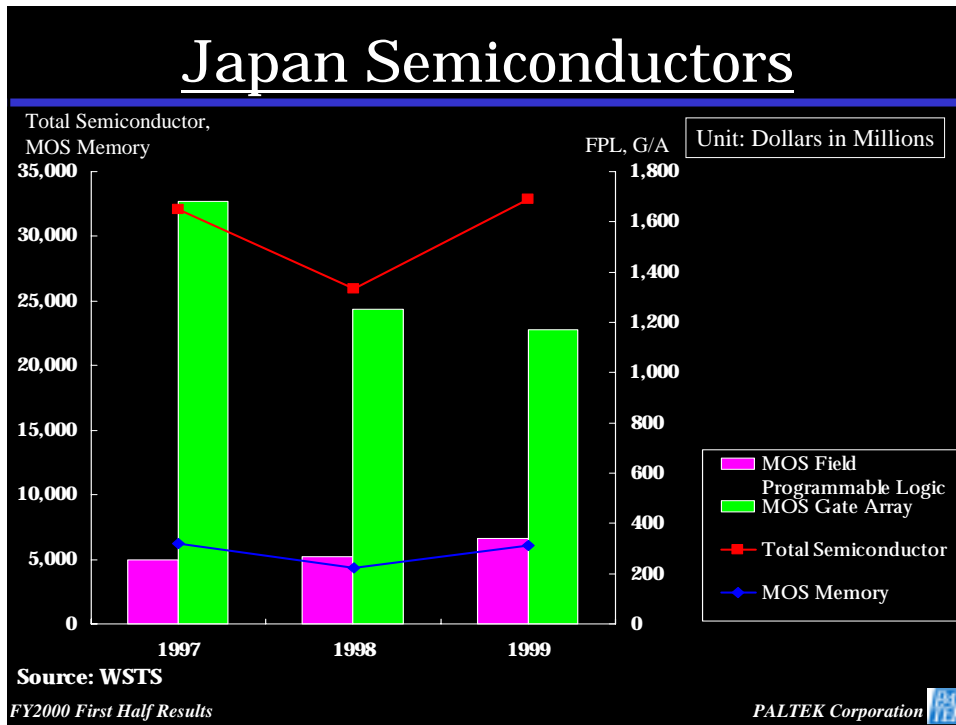
PALTEK Corporation

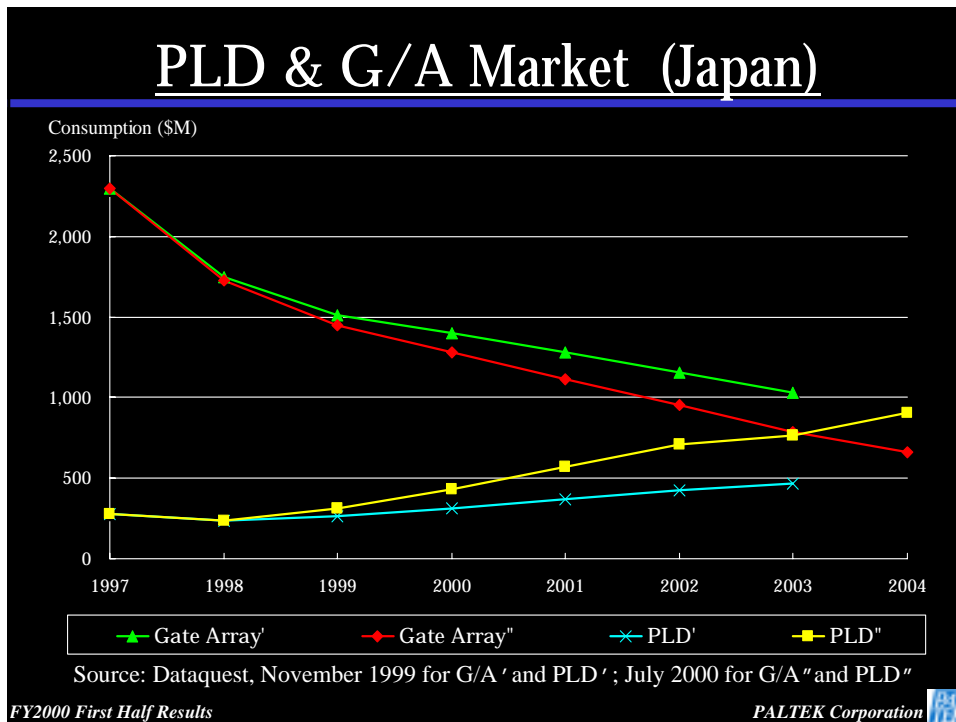
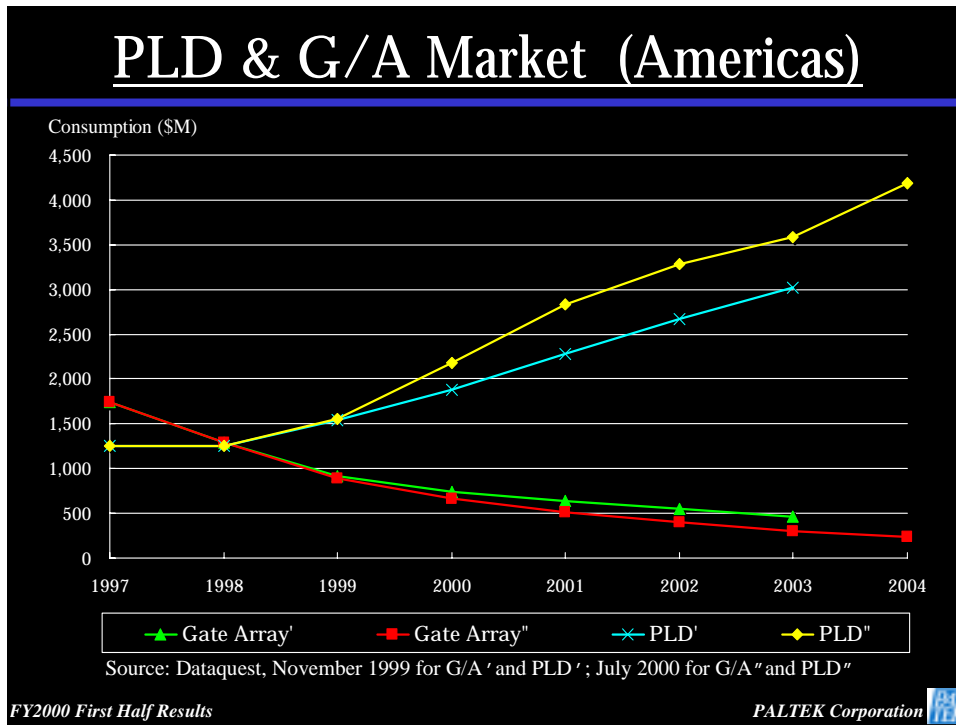






















Top 10 PLD Vendors-Worldwide Share

--1998 Report--

| 1997 Ranking | 1998 Ranking | PLD Vendor | 1997 Revenue (US\$1M) | 1998 Revenue (US\$1M) | Change (%) | 1998 Market Share (%) |
|--------------|--------------|---|-----------------------|-----------------------|------------|-----------------------|
| 1 | 1 |  Altera | 631 | 654 | +3.6 | 31.5 |
| 2 | 2 |  Xilinx | 612 | 629 | +2.8 | 30.3 |
| 4 | 3 |  Lattice | 242 | 206 | -14.9 | 9.9 |
| 3 | 4 |  AMD (Vantis) | 243 | 205 | -15.6 | 9.9 |
| 5 | 5 |  Actel | 156 | 154 | -1.3 | 7.4 |
| 6 | 6 |  Lucent Technologies | 90 | 100 | +11.1 | 4.8 |
| 7 | 7 |  Cypress Semiconductor | 52 | 39 | -25.0 | 1.9 |
| 8 | 8 |  Atmel | 33 | 35 | +6.1 | 1.7 |
| 9 | 9 |  QuickLogic | 29 | 30 | +3.4 | 1.4 |
| 11 | 10 |  Philips | 4 | 15 | +275.0 | 0.7 |











Source: Dataquest, May 1999

FY2000 First Half Results

PALTEK Corporation 

Top 10 PLD Vendors-Worldwide Share

--1999 Report--

| 1998 Ranking | 1999 Ranking | PLD Vendor | 1998 Revenue (US\$M) | 1999 Revenue (US\$M) | Change (%) | 1999 Market Share (%) |
|--------------|--------------|---|----------------------|----------------------|------------|-----------------------|
| 2 | 1 |  Xilinx | 629 | 899 | +42.9 | 35.1 |
| 1 | 2 |  Altera | 654 | 837 | +28.0 | 32.7 |
| 3 | 3 |  Lattice | 206 | 411 | +99.5 | 16.1 |
| 5 | 4 |  Actel | 154 | 172 | +11.7 | 6.7 |
| 6 | 5 |  Lucent Technologies | 100 | 111 | +11.0 | 4.3 |
| 7 | 6 |  Cypress Semiconductor | 39 | 45 | +14.9 | 1.8 |
| 9 | 7 |  QuickLogic | 30 | 40 | +33.0 | 1.6 |
| 8 | 8 |  Atmel | 35 | 38 | +8.6 | 1.5 |
| 11 | 9 |  Int'l CMOS Technology | 5 | 4 | -20.0 | 0.2 |
| - | 10 |  Toshiba | 2 | 1 | -56.0 | 0 |











Source: Dataquest, May 2000

FY2000 First Half Results

PALTEK Corporation 

Top 10 PLD Vendors-Japan Share

--1998 Report--

| 1997 Ranking | 1998 Ranking | PLD Vendor | 1997 Revenue (US\$1M) | 1998 Revenue (US\$1M) | Change (%) | 1998 Market Share (%) |
|--------------|--------------|---|-----------------------|-----------------------|------------|-----------------------|
| 1 | 1 |  Altera | 114 | 118 | +3.5 | 50.0 |
| 2 | 2 |  Xilinx | 61 | 49 | -19.7 | 20.8 |
| 3 | 3 |  Lattice | 40 | 25 | -37.5 | 10.6 |
| 4 | 4 |  AMD (Vantis) | 29 | 20 | -31.0 | 8.5 |
| 5 | 5 |  Actel | 14 | 11 | -21.4 | 4.7 |
| 6 | 6 |  QuickLogic | 10 | 4 | -60.0 | 1.7 |
| 7 | 7 |  Lucent Technologies | 5 | 4 | -20.0 | 1.7 |
| 9 | 8 |  Atmel | 1 | 2 | +100.0 | 0.8 |
| 8 | 9 |  Cypress Semiconductor | 3 | 1 | -66.7 | 0.4 |
| 10 | 10 |  Toshiba | 1 | 1 | 0.0 | 0.4 |










Source: Dataquest, May 1999

FY2000 First Half Results

PALTEK Corporation 

Top 9 PLD Vendors-Japan Share

--1999 Report--

| 1998 Ranking | 1999 Ranking | PLD Vendor | 1998 Revenue (US\$M) | 1999 Revenue (US\$M) | Change (%) | 1999 Market Share (%) |
|--------------|--------------|---|----------------------|----------------------|------------|-----------------------|
| 1 | 1 |  Altera | 118 | 159 | +34.7 | 51.0 |
| 3 | 2 |  Lattice | 25 | 72 | +188.0 | 23.1 |
| 2 | 3 |  Xilinx | 49 | 54 | +10.2 | 17.3 |
| 5 | 4 |  Actel | 11 | 12 | +9.1 | 3.9 |
| 6 | 5 |  QuickLogic | 4 | 4 | +10.0 | 1.4 |
| 6 | 6 |  Lucent Technologies | 4 | 4 | 0.0 | 1.3 |
| 8 | 6 |  Atmel | 2 | 4 | +100.0 | 1.3 |
| 9 | 8 |  Cypress Semiconductor | 1 | 1 | +40.6 | 0.5 |
| 9 | 9 |  Toshiba | 1 | 1 | -12.1 | 0.3 |

Source: Dataquest, May 2000

FY2000 First Half Results

PALTEK Corporation 



Spinnaker Systems



<http://www.spinnaker.co.jp>

The Deal

- 株式交換
- 完全子会社（持株100%）
- 平成 12年 6月1日

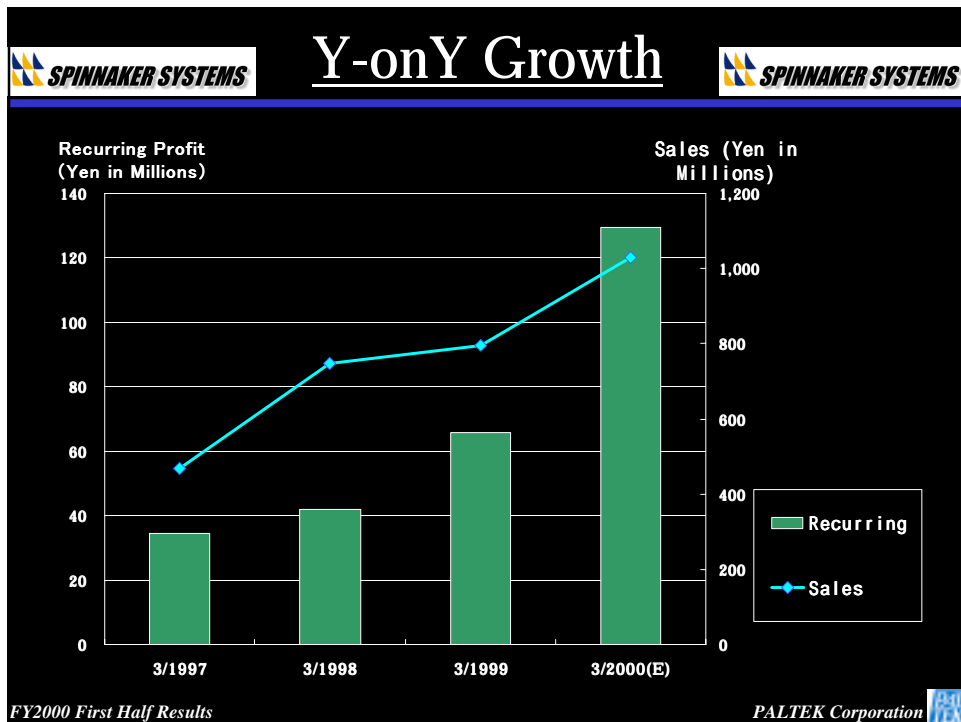
Effects

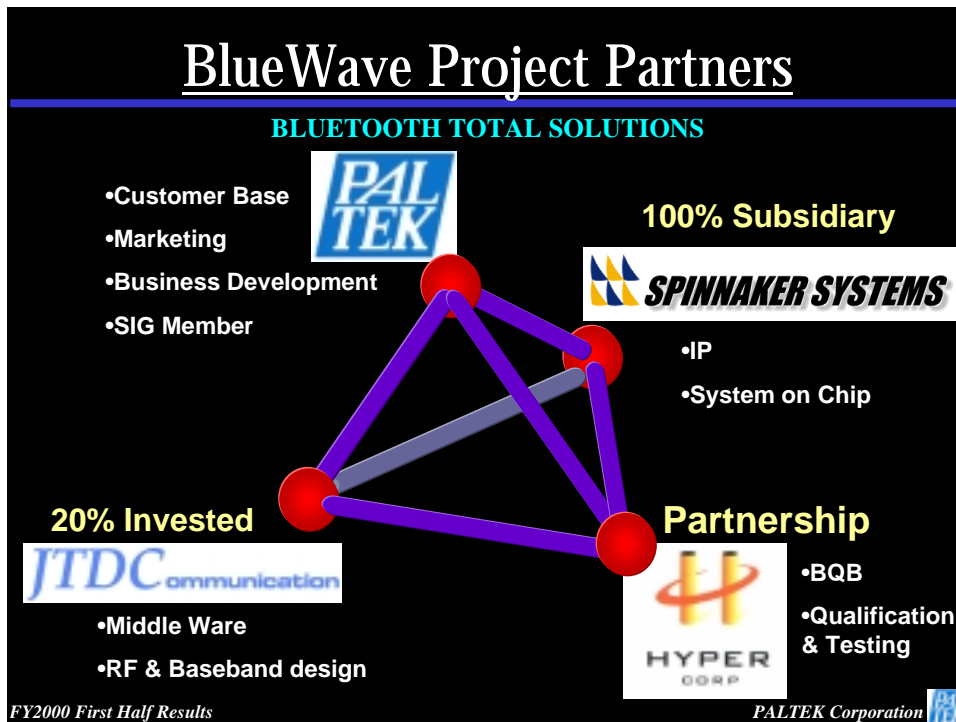
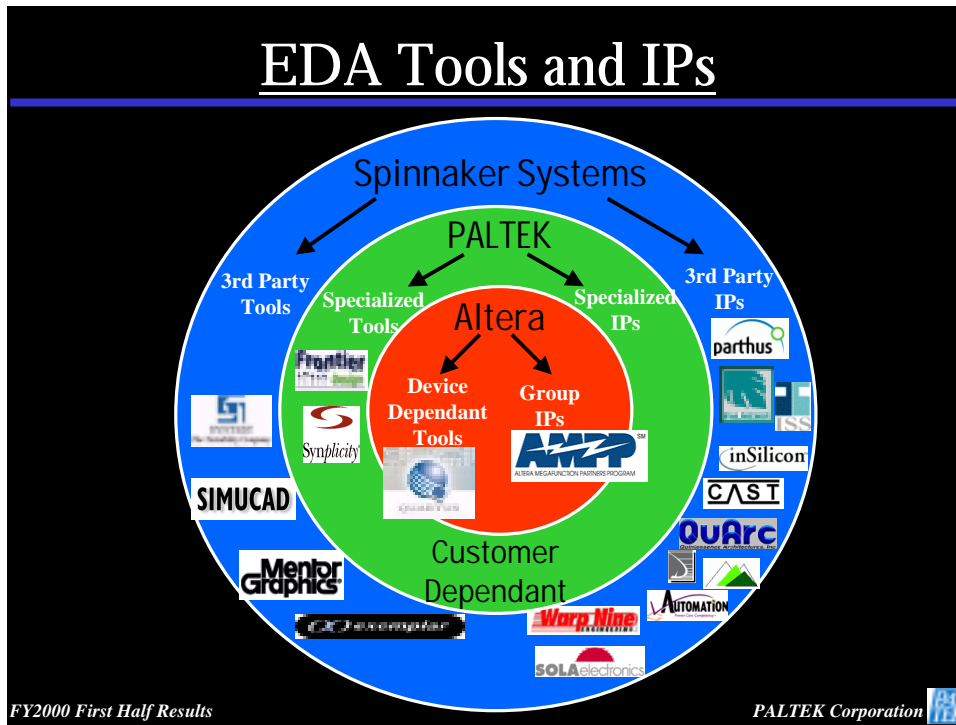
- 新株発行数： 額面普通株式 375,846株
- PALTEK 資本金 18百万円の増加、現在 1,335百万円

Business Synergy

- Third Party IP と EDAツールを既存の顧客/PLDユーザーに提供
- PLDをプラットフォームとした次世代半導体のSoC/SLI化
- PLD技術の強いベース + IPの統合技術力 + SoCデザインセンター

FY2000 First Half Results
PALTEK Corporation 





Network Focused Design Partners

Partner: Cygnet Technologies, Inc.
(Dallas, Texas USA)

Specialities: Home PNA, Fast Ethernet,
Gigabit Ethernet, IP, VoIP, xDSL

Design Capabilities: ASSP Implementation,
PCB Design, ASIC/FPGA Design,
Management Software Integration,
System Test & Verification

Customers: Nortel Networks, Efficient
Networks, Virtual Access (UK),
Allied Telesis



FY2000 First Half Results

PALTEK Corporation 

HOME PNA

- Home Phonenumber Networking Alliance
 - Formed to create a *de facto* standard and widely available in-home networking solution, leveraging the existing phonelines
 - Founded June 1988, by 11 companies
 - Currently over 100 cutting-edge companies
 - From various fields of expertise
 - Networking, Telecommunications, Hardware, Software, Consumer Electronics



FY2000 First Half Results

PALTEK Corporation 

Safe Harbor Disclaimer

This presentation may provide projections or other forward-looking looking statements regarding future events and/or future financial performance. We wish to caution you that such statements are just predictions and that actual events or results may differ materially due to changes in the market and/or other business conditions.

FY2000 First Half Results

PALTEK Corporation



IR Contact

For Inquiries, please contact:

Daniel Brandt

Manager

Business Development & Investor Relations

PALTEK Corporation

2-3-12 Shin-Yokohama, Kouhoku-ku,
Yokohama 222-0033 Japan

TEL: +81-45-477-2016

FAX: +81-45-477-2012

E-mail: daniel@paltek.co.jp

FY2000 First Half Results

PALTEK Corporation

